




Dimensions Math
Grade 2 Letter Home
Chapter 8 Mental Calculation

Home Connection

In first grade, your child learned a variety of mental math strategies for one-digit and two-digit numbers. In this chapter, these strategies will be reinforced and extended to three-digit numbers. Mental math refers to mental strategies that leverage number sense. It is a way to make difficult computation easier.

Here are some examples with a three-digit number:

$762 + 9 = 761 + 10 = 771$ 	$762 + 9 = 770 + 1 = 771$ 	$762 + 9 = 760 + 11 = 771$ 
---	--	---

For a complete list of all strategies taught in first and second grade see the Mental Math Strategies Presented in Dimension Math Document available on the TCA website at: <https://www.tcatitans.org/Domain/200>

What can we do at home?

Continuing practicing multiplication and division facts for 2, 5, and 10.

Salute is a fun game and easy to modify so that your child can focus on the facts for 2, 5, and 10.

Salute

Multiplication and Division Fact Practice

Materials: Deck of playing cards with the face cards removed.

Directions:

- This game works best with 3 players.
- Place the deck of cards in the middle of the three players.
- Player One draws a card and without looking places it on their forehead. **(use the 2, 5, and 10 cards only)**
- Player Two draws a card and without looking places it on their forehead. (If playing with only 2 players put this card on the table face up.) **(use the 1, 3, 4, 6, 7, 8, and 9 cards only)**
- Player Three silently multiplies the two cards and says the product out loud.
- Then player One and Two try to be the first to determine the card on their forehead.
- After several turns, switch roles so everyone gets a chance to determine the product.

Check out a video for Salute and other activities on our TCA Website.

<https://www.tcatitans.org/Domain/200> They are located in the math resources multiplication and division folder.